

TYPENÜBERSICHT

Küche 2018



TEAM 7

Systemerklärung

black line | filigno | linee | l1 | k7 | loft | rondo

TEAM7



black line



filigno



linee



l1



k7



loft



rondo

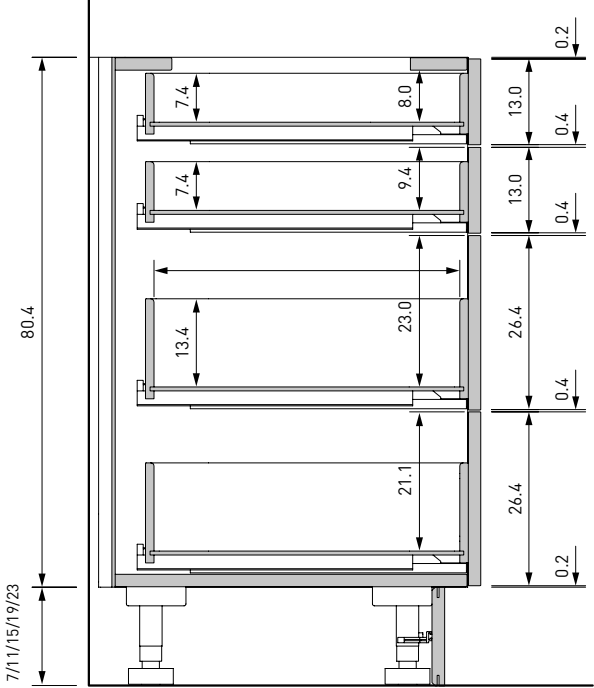
Planungshinweise

Frontaufteilung/Korpushöhe: H 67,0 cm und H 80,4 cm

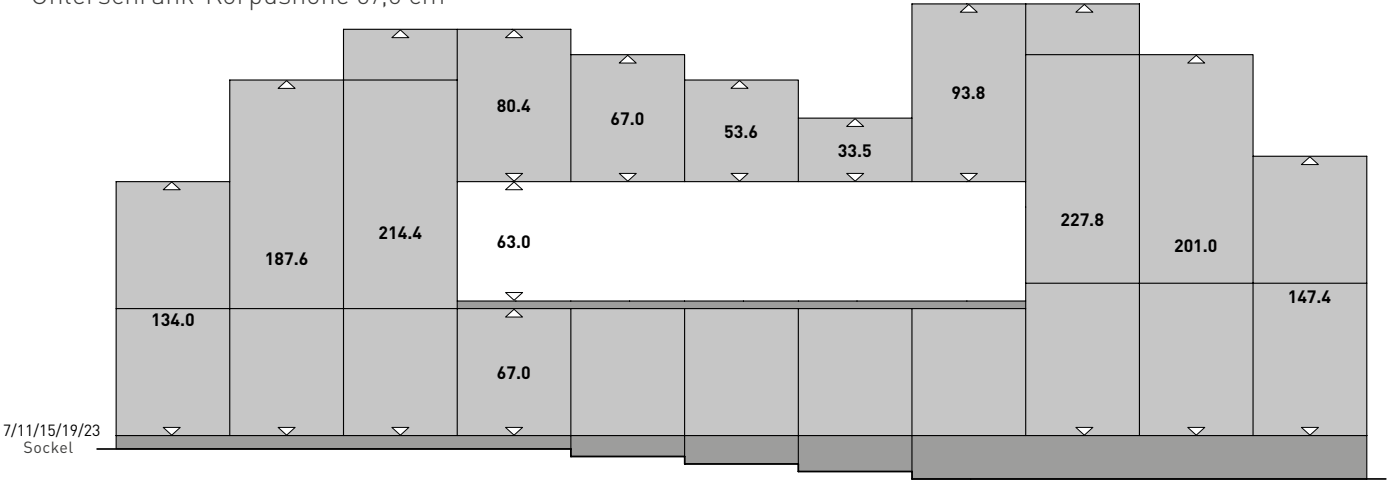
Beispiel Frontaufteilung

U_8LZ
 Rasterhöhe: 13,4 cm
 Frontabstand: 0,4 cm

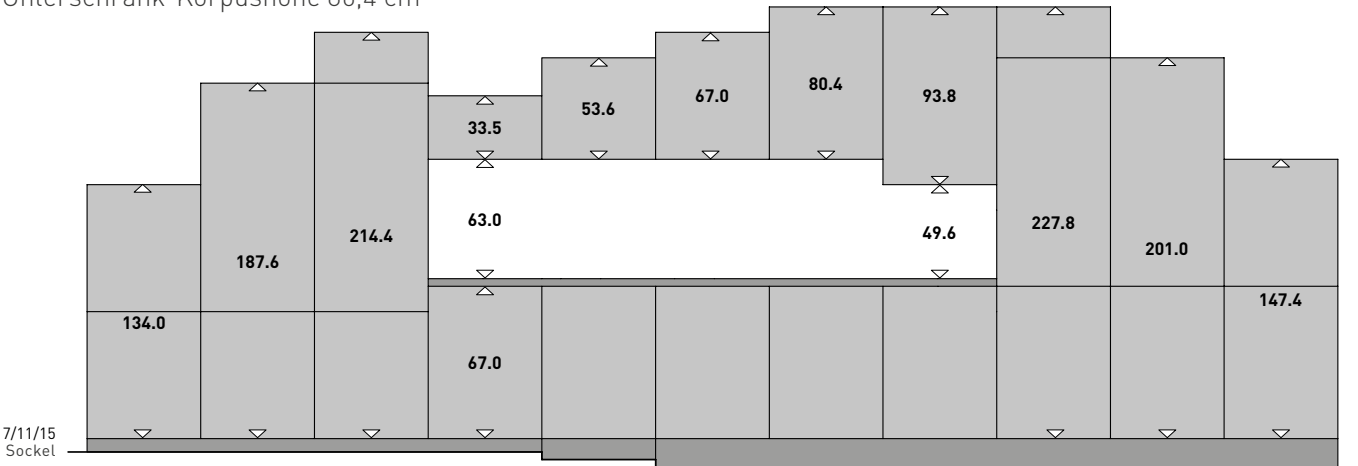
Unsere Symbolskizzen werden immer inkl. Frontabstand bemaßt.



Unterschrank-Korpushöhe 67,0 cm



Unterschrank-Korpushöhe 80,4 cm



Unterschranke

H 67,0 cm | T 56,0 cm

TEAM7

	U20HA		U20THA		U30FL		U_		U_T U_TB
20		20		30		15/20/30/40/45/50/60/80/90/100/120		15/20/30/40/45/50/60/80/90/100/120	
	U_TD		U_LT		U_FIL		U_KIL		U_LZ
15/20/30/40/45/50/60/80/90/100/120		30/40/45/50/60/80/90/100		30/40/45/50/60		30/40/45/50/60		30/40/45/50/60/80/90/100/120	
	U_LZR		U_FZR		U_LAZ		U_TIZ U_TBIZ		U_A
30/40/45/50/60/80/90/100/120		30/40/45/50/60/80/90/100/120		30/40/45/50/60/80/90		30/45/60		15/20/30/40/45	
	U_FST		U_RET		U_REZ		UAE		UAR
160/180/200/220/260		15/30		15/30		30		30	
	UD_T		UE_DKTMR		UE11F		UE_LM		UE_MC
90/105		90		90		90/100		90	
	U60H		U_HLZB		U_HLZRB		U_HLZS		U_HLZSR
60		60/80/90/100/120		60/80/90/100/120		60/80/90/100/120		60/80/90/100/120	
	U_SLZ		U_S		U_SD		U_SNI		U_SNID
90/100/120		45/50/60/80/90/100/120		45/50/60/80/90/100/120		45/50/60/80/90/100/120		45/50/60/80/90/100/120	
	U_SM		U_SMD		UD_S		UD_SD		UE_SD
45/60		45/60		90/105		90/105		90	
	U60MSN		U_MS		NIK		UDMSO		EREG_
60		45/60		45/60		90/105		WM	
	UGB_L(C) UGB_E_L(C)		U_OR(S) U_ORL(S)						
WM		60/65/70/75/80/85/90/95/100/105/110/115/120							

Erklärung/Legende

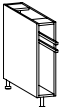

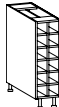
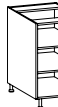



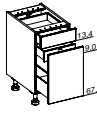
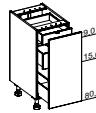
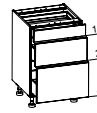

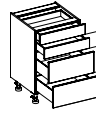


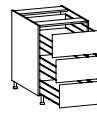
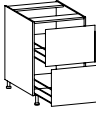

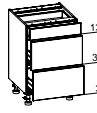


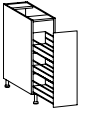
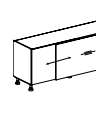
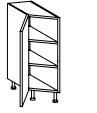
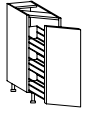
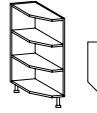


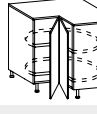
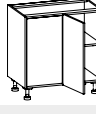


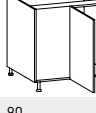
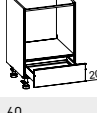


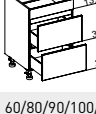
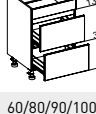








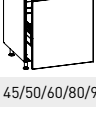
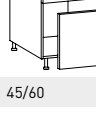
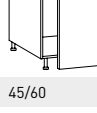
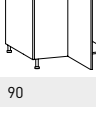

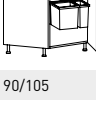


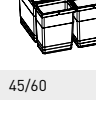




Korpusbreite in cm



elektrisch unterstützt

Unterschranke

H 80,4 cm IT 56,0 cm

	U_HA		U_THA		U308FL		U_8		U_8T U_8TB
15/20		15/20		30		15/20/30/40/45/50/60/80/90/100/120		15/20/30/40/45/50/60/80/90/100/120	
	U_8TD		U_8LT		U_8FIL		U_8KIL		U_8LGH
15/20/30/40/45/50/60/80/90/100/120		15/20/30/40/45/50/60/80/90/100		30/40/45/50/60		30/40/45/50/60		30/40/45/50/60/80/90/100	
	U_8LZG		U_8LZ		U_8LZR		U_8Z		U_8ZR
30/40/45/50/60/80/90/100/120		30/40/45/50/60/80/90/100/120		30/40/45/50/60/80/90/100/120		30/40/45/50/60/80/90/100/120		30/40/45/50/60/80/90/100/120	
	U_8FZR		U_8LM		U_8LMR		U_8LAZ		U_8TIZ U_8TBIZ
30/40/45/50/60/80/90/100/120		30/40/45/50/60/80/90/100/120		30/40/45/50/60/80/90/100/120		30/40/45/50/60/80/90		30/45/60	
	U_8A (R)		U_8FST		U_8RET		U_8REZ (R)		UAE8
15/20/30/40/45		160/180/200/220/260		15/30		15/30		30	
	UAR8		UD_8T		UD908DKTMR		UE_8F		UE_8LM
30		90/105		90		90		90/100	
	UE_8LLM		UE_8MC		U608H		U_8HLM		U_8HLMR
90/100		90		60		60/80/90/100/120		60/80/90/100/120	
	U_8HLMB		U_8HLMRB		U_8HLZS		U_8HLZSR		U_8HLZB
60/80/90/100/120		60/80/90/100/120		60/80/90/100/120		60/80/90/100/120		60/80/90/100/120	
	U_8HLZRB		U_8SLM		U_8S		U_8SD		U_8SNI
60/80/90/100/120		90/100/120		45/50/60/80/90/100/120		45/50/60/80/90/100/120		45/50/60/80/90/100/120	
	U_8SNID		U_8SM		U_8SMD		UE_8SD		UD_8S
45/50/60/80/90/100/120		45/60		45/60		90		90/105	
	UD_8SD		U60MSN		U_MS B		NIK		UDMSO
90/105		60		45/60		45/60		90/105	
	EREG8_		UGB8_L(C) UGB8_E L(C)		U_OR (S) U_ORL (S)				
WM		WM		60/65/70/75/80/85/90/95/100/105/110/115/120					

Erklärung/Legende

Korpusbreite in cm



elektrisch unterstützt

Mittelschränke

H 134,0 cm | T 56,0 cm

30/40/45/50/60/80/90/100/120	30/40/45/50/60/80/90/100/120	30/45/60	60	30/45	30
30	30	30	90/100	60 93,8 13,4 26,8	60
60 107,2 26,8	60 var.	60 var. 26,8	60 var. 13,4 26,8 26,8	60 var. 67,0	60 var.
48,8/63,8					

H 147,4 cm | T 56,0 cm

30/40/45/50/60/80/90/100/120	30/40/45/50/60/80/90/100/120	30/45/60	60	30/45	30
30	30	30	90/100	60 93,8 13,4 13,4 26,8	60 134,0 13,4
60	60	60 107,2 13,4 26,8	60 var.	60 var. 33,5	60 var. 13,4 33,5 33,5
60 var. 80,4	60 var.	60 var. 26,8	48,8/63,8		

Erklärung/Legende

Korpusbreite in cm elektrisch unterstützt

Hochschranke

H 187,6 cm | T 56,0 cm

TEAM7

30/40/45/50/60/80/90/100/120	30/40/45/50/60/80/90/100/120	30/45/60	60	60	30/45
30	30	90/100	60 187,6	60 var. 33,5 33,5	60 var. 87,0
60 26,8 93,8 13,4 26,8 26,8	60 26,8 93,8 13,4 26,8	60 26,8 134,0 26,8	60 53,6 107,2 26,8	60 93,8 93,8	60 var. 93,8
60 var. 33,5					

H 201,0 cm | T 56,0 cm

30/40/45/50/60/80/90/100/120	30/40/45/50/60/80/90/100/120	30/45/60	60	60	30/45
30	30	90/100	60 197,6 13,4	60 200,6	60 var. 13,4 33,5 33,5
60 var. 80,4	60 26,8 93,8 13,4 26,8 26,8	60 26,8 93,8 80,4	60 26,8 134,0 13,4 26,8	60 53,6 107,2 13,4 26,8	60 var. 93,8 13,4
60 var. 93,8	60 var. 33,5	60 var. 13,4 26,8			

Erklärung/Legende

Korpusbreite in cm elektrisch unterstützt

Hochschranke

H 214,4 cm | T 56,0 cm

HH_ 30/40/45/50/60/80/90/100/120	HH_T 30/40/45/50/60/80/90/100/120	HH_TIZ 30/45/60	HH_TDP 60	HH60TDA (R) 60	HH_A (R) 30/45
HH30RET 30	HH30REZ (R) 30	HHE_LM_ 90/100	HHG60VZ 60	HHG60B 60	HHG60BMT 60
HHG60KLZ 60	HHG60KT 60	HHG60KZ 60	HHG60KZT 60	HHG60KG 60	HHG60KMT 60
HHG60BMF 60					

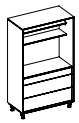
H 227,8 cm | T 56,0 cm

HH_8 30/40/45/50/60/80/90/100/120	HH_8T 30/40/45/50/60/80/90/100/120	HH_8TIZ 30/45/60	HH_8TDP 60	HH608TDA (R) 60	HH_8A (R) 30/45
HH308RET 30	HH308REZ (R) 30	HHE_8LM_ 90/100	HHG608VZ 60	HHG608VZD 60	HHG608B 60
HHG608BMT 60	HHG608KLZ 60	HHG608KT 60	HHG608KZ 60	HHG608KZT 60	HHG608KG 60
HHG608KMT 60	HHG608BMF 60	HHG608BMB 60			

Erklärung/Legende

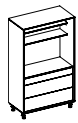
Dreh-Schiebetüren

H 201,0 cm | T 65,0 cm



HDS_L

63.8/127.6



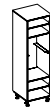
HDS_LL P

63.8/127.6



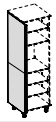
HDS60B

63.8



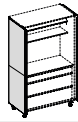
HDS60BM

63.8



HTDS60

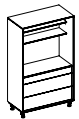
68.9



HTDS60P

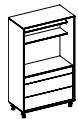
68.9

H 214,4 cm | T 65,0 cm



HDS_L

63.8/127.6



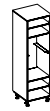
HDS_LL P

63.8/127.6



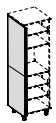
HDS60B

63.8



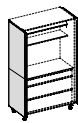
HDS60BM

63.8



HTDS60

68.9



HTDS60P

68.9

Erklärung/Legende

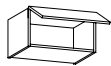
Korpusbreite in cm



elektrisch unterstützt

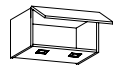
Oberschränke

H 33,5 cm | T 35,0 cm



O_3K

30/40/45/50/60/80/90/100/120



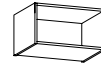
O_3K L

30/40/45/50/60/80/90/100/120



O_3K LP

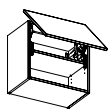
50/60/80/90/100/120



O_3

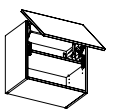
30/40/45/50/60/80/90/100/120

H 53,6 cm | T 35,0 cm



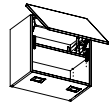
O_5H

60/80/90/100/120



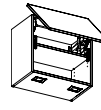
O_5H S

60/80/90/100/120



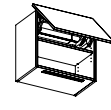
O_5H L

60/80/90/100/120



O_5H S L

60/80/90/100/120



O_5H LP

60/80/90/100/120



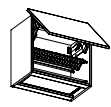
O_5H S LP

60/80/90/100/120



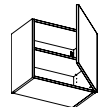
O_5H GA

60/80/90



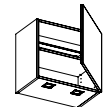
O_5H S GA

60/80/90



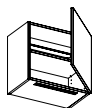
O_5T

30/40/45/50/60/80/90/100



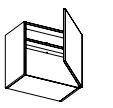
O_5T L

30/40/45/50/60/80/90/100



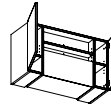
O_5T LP

50/60/80/90/100



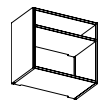
O_5 DAT

60



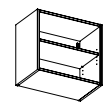
O_5 FLT P

90/100/120



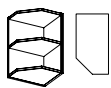
O_5M

50/60



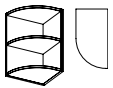
O_5

20/30/40/45/50/60/80/90/100



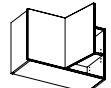
OAE5

30



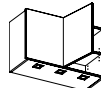
OAR5

30



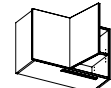
OEG_5 T

80/90



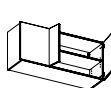
OEG_5 T L

80/90



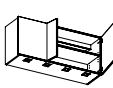
OEG_5 T LP

80/90



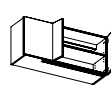
OEG_5 TP

110/115/125



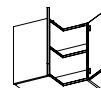
OEG_5 TP L

110/115/125



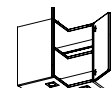
OEG_5 TP LP

110/115/125



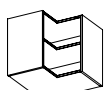
OE_5T P

60/65/90



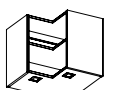
OE_5T P L

60/65/90



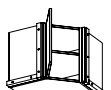
OE_5

60/65/90



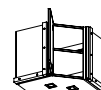
OE_5 L

60/65/90



OD_5

60/65



OD_5 L

60/65

Erklärung/Legende

Korpusbreite in cm







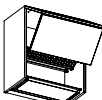
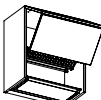




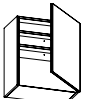
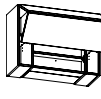
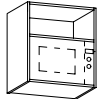
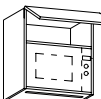
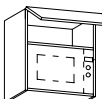
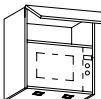
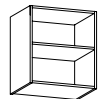
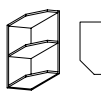
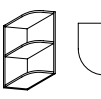
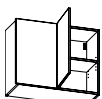
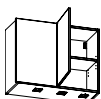
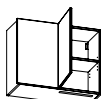
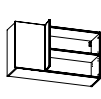
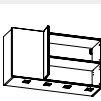
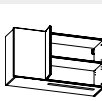
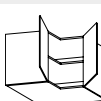
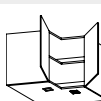
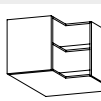

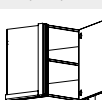
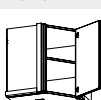


elektrisch unterstützt

Oberschränke

H 67,0 cm | T 35,0 cm

TEAM7

 O_6F	 O_6FS	 O_6FL	 O_6FSL	 O_6FLP
60/80/90/100/120	60/80/90/100/120	60/80/90/100/120	60/80/90/100/120	60/80/90/100/120
 O_6FS LP	 O_6FGA	 O_6FS GA	 O_6T	 O_6TL
60/80/90/100/120	60/80/90	60/80/90	30/40/45/50/60/80/90/100	30/40/45/50/60/80/90/100
 O_6T LP	 O_6ROL	 O_6DAT	 O_6FLP P	 O_6M
50/60/80/90/100	45/60/80/90	60/90	90/120	50/60
 O_6K M LP	 O_6K M	 O_6K M L	 O_6	 OAE6
50/60	50/60	50/60	20/30/40/45/50/60/80/90/100	30
 OAR6	 OEG_6 T	 OEG_6 T L	 OEG_6 T LP	 OEG_6 TP
30	80/90	80/90	80/90	110/115/125
 OEG_6 TP L	 OEG_6 TP LP	 OE_6TP	 OE_6TP L	 OE_6
110/115/125	110/115/125	60/65/90	60/65/90	60/65/90
 OE_6 L	 OD_6	 OD_6 L		
60/65/90	60/65	60/65		

Erklärung/Legende

 Korpusbreite in cm







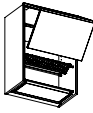
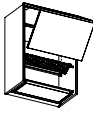




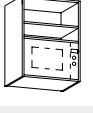



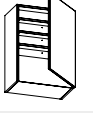
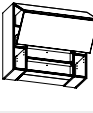

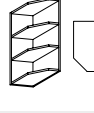
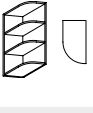



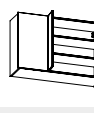










elektrisch unterstützt

Oberschränke

H 80,4 cm | T 35,0 cm

TEAM7

 O_8F	 O_8FS	 O_8FL	 O_8FSL	 O_8FLP
60/80/90/100/120	60/80/90/100/120	60/80/90/100/120	60/80/90/100/120	60/80/90/100/120
 O_8FSLP	 O_8FGA	 O_8FSGA	 O_8T	 O_8TL
60/80/90/100/120	50/60/80/90	50/60/80/90	30/40/45/50/60/80/90/100/120	30/40/45/50/60/80/90/100/120
 O_8TLP	 O_8ROL	 O_8M	 O_8MT	 O_8MTL
30/40/45/50/60/80/90/100/120	45/60/80/90	50/60	50/60	50/60
 O_8MTLP	 O_8DAT	 O_8FLFP	 O_8	 OAE8
50/60	60/90	90/120	20/30/40/45/50/60/80/90/100	30
 OAR8	 OEG_8T	 OEG_8TL	 OEG_8TLP	 OEG_8TP
30	80/90	80/90	80/90	110/115/125
 OEG_8TPL	 OEG_8TPLP	 OE_8TP	 OE_8TPL	 OE_8
110/115/125	110/115/125	60/65/90	60/65/90	60/65/90
 OE_8L	 OD_8	 OD_8L		
60/65/90	60/65	60/65		

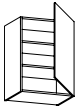
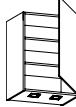

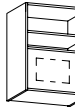

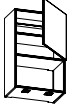
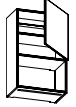

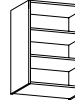
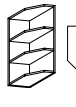

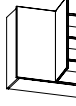

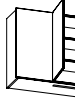
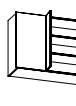
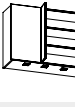







Erklärung/Legende

 Korpusbreite in cm

 elektrisch unterstützt

Oberschränke

H 93,8 cm | T 35,0 cm

	O_9T		O_9TL		O_9TLP		O_9M		O_9MT
30/40/45/50/60/80/90/100/120		30/40/45/50/60/80/90/100/120		30/40/45/50/60/80/90/100/120		50/60		50/60	
	O_9MTL		O_9MTLP		O_9DAT		O_9		OAE9
50/60		50/60		60		20/30/40/45/50/60/80/90/100		30	
	OAR9		OEG_9T		OEG_9TL		OEG_9TLP		OEG_9TP
30		80/90		80/90		80/90		110/115/125	
	OEG_9TPL		OEG_9TPLP		OE_9TP		OE_9TPL		OE_9
110/115/125		110/115/125		60/65/90		60/65/90		60/65/90	
	OE_9L		OD_9		OD_9L				
60/65/90		60/65		60/65					

Rollo Aufsatzschränke

	ROLA0_		O_VS
60/80		60/80/90/100/120	

Erklärung/Legende

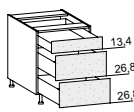
Unterschranke mit Keramikfront

H 67,0 cm | T 56,0 cm



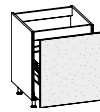
U_T K

15/20/30/40/45/50/60/80/90/100/120



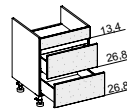
U_LZ K

30/40/45/50/60/80/90/100/120




U_SNID K

45/50/60/80/90/100/120



U_HLZB K

60/80/90/100/120



GSA_K

45/60



GSA_VI K

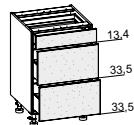
45/60

H 80,4 cm | T 56,0 cm



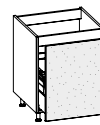
U_8T K

15/20/30/40/45/50/60/80/90/100/120



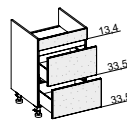
U_8LM K

30/40/45/50/60/80/90/100/120



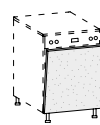
U_8SNID K

45/50/60/80/90/100/120



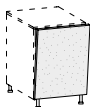
U_8HLMB K

60/80/90/100/120



GSB_K

45/60

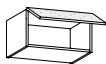


GSB_VI K

45/60

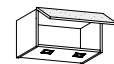
Oberschranke mit Keramikfront

H 33,5 cm | T 35,0 cm



O_3K K

30/40/45/50/60/80/90/100/120



O_3KL K

30/40/45/50/60/80/90/100/120



O_3KLP K

50/60/80/90/100/120

Erklärung/Legende









Korpusbreite in cm















elektrisch unterstützt

Oberschränke mit Keramikfront










H 53,6 cm | T 35,0 cm

 O_5H K	 O_5HS K	 O_5HL K	 O_5HSL K	 O_5HLP K
60/80/90/100/120	60/80/90/100/120	60/80/90/100/120	60/80/90/100/120	60/80/90/100/120
 O_5HSLP K	 O_5HGA K	 O_5HSGA K		
60/80/90/100/120	60/80/90	60/80/90		

H 67,0 cm | T 35,0 cm

 O_6F K	 O_6FS K	 O_6FL K	 O_6FSL K	 O_6FLP K
60/80/90/100/120	60/80/90/100/120	60/80/90/100/120	60/80/90/100/120	60/80/90/100/120
 O_6FSLP K	 O_6FGA K	 O_6FSGA K	 O_6FLFP K	 O_6KM K
60/80/90/100/120	60/80/90	60/80/90	90/120	50/60
 O_6KML K	 O_6KMLP K			
50/60	50/60			

H 80,4 cm | T 35,0 cm

 O_8F K	 O_8FS K	 O_8FL K	 O_8FSL K	 O_8FLP K
60/80/90/100/120	60/80/90/100/120	60/80/90/100/120	60/80/90/100/120	60/80/90/100/120
 O_8FSLP K	 O_8FGA K	 O_8FSGA K	 O_8FLFP K	
60/80/90/100/120	60/80/90	60/80/90	90/120	

Erklärung/Legende

 Korpusbreite in cm  elektrisch unterstützt

TEAM 7



TEAM 7 Natürlich Wohnen GmbH

Telefon +43 7752 977-700 | E-Mail info@team7.at | www.team7.at

Österreich | 4910 Ried/Innkreis | Braunauer Straße 26

Deutschland | 45966 Gladbeck | Gustav Stresemann Straße 50

Schweiz/Italien | 5643 Sins/AG | Tschampani 30